

CORNING



Data Centre

Core Products EMEA





Data Centres



Specifying, purchasing, and installing your data centre has never been easier. To help you reduce the time and effort you spend on your infrastructure, we have compiled this guide to provide you with at-a-glance ordering information. This guide features our most popular products and innovative resources that can help save you time and money – because products are only part of what it takes to make your data centre successful.

As a leading global company, we work hard to make sure these great products are on the shelves of our distributors, ready for purchase when you need them, supported by our FastShip programme.

| | |
|---------------------------------------------|----|
| Parallel Optic Systems Overview | 14 |
| Duplex Optic Systems Overview..... | 15 |
| EDGE8® Solutions | 17 |
| EDGE™ Solutions | 27 |
| Corning® Everon® EA Plug & Play Systems.... | 39 |
| Programmes and Services..... | 50 |
| Tools and Resources | 51 |

To learn more, visit us at
www.corning.com/data-center/emea/en/home





Bill-of-Materials Tool

Time is money. Don't spend more time than necessary creating your bills of materials.

Now it's easier than ever to choose the fibre optic and shielded copper products you need for your local area network or data centre. Simply select the products you need, modify the bill of materials as needed, and save it on your own computer. You can even email the final file to your preferred distributor for a price quote or to a colleague for reference.

[Download](#) the free tool, and transform the way you work!





Corning's Fast Programmes

FastShip

In stock and ready to ship in 72 hours!

Product availability is critical to your installations, and quick access to the materials you need can make or break a project. Our FastShip programme for fibre optic and copper solutions for data centres, and storage area networks, quickly supports your day-to-day work like moves, adds, and changes.

FastConnect

Select made-to-order products in two weeks!


Can't find what you need in stock with our authorised distributors in EMEA? Selected items of our core products for data centres and storage area networks (SANs) are available for quick order and shipment through our FastConnect programme.

This "made-to-order" programme provides shipping within two weeks upon receipt of your purchase order at Corning. To see which items are available, please contact Corning Customer Care.

For more information, please contact Corning Customer Care at [00800 2676 4641](tel:0080026764641) or cc.emea@corning.com.

Protect Your Network

with EDGE™ Lockable LC Uniboot Patch Cords



The uniboot design allows one slim, round cable to carry two fibers, reducing the patch cord bulk when routing.



Lock-out feature eliminates partial connections and accidental disconnects – less risk of accidentally bringing down the network, reducing the cost of trouble shooting any disconnected link.



Compatible with any existing network system environment (equipment-panel, panel-panel, equipment-equipment) LC duplex connectivity.

For more information, please view our family data sheet for [EDGE 2-Fibre Patch Cords](#).

EDGE™ and EDGE8® TAP Modules

Fully integrated and proactive monitoring of network performance



A low-cost and a highly reliable way to provide data nonintrusively to network tools for multiple generations of optics.



TAPs are not part of the network and completely secure – they help to detect suspicious behavior with real-time monitoring.




Save costs by planning and implementing upgrades before the need is critical and avoid losses caused by system failures.

For more information, please view our [TAP Module website](#).

EDGE™ MDC Solution

Maximizing value data center rack space with very small form factor connectivity



Up to 3x density in the same footprint – with the 36-fibre MDC module achieve up to 432 fibres in 1U.



Reverse polarity MDC and LC uniboot patch cords allow for quick-and-easy polarity management in the field.



Small outer diameter trunks and bend-improved fibre enable tighter cable bends for slack storage when routing, improved cable tray fill ratio and airflow.

For more information, please view our [EDGE MDC Solution](#) online.

EDGE™ 4x4 Mesh Module

Save space and deployment costs in your data centre



Fully meshed, adaptable connectivity for reliable high-speed network performance and efficient data centre communication.



Up to 75% less space and congestion in your data centre network infrastructure.



Reduced deployment costs by up to 45%, compared to traditional LC duplex breakouts.

For more information, please view our [EDGE Mesh Module](#) website.

Transmission Performance/Insertion Loss

| | OM3/OM4 | OS2 |
|--------------------------------------------------|--------------|-------------|
| Optical Fibre Type (µm) | 50 Multimode | Single-mode |
| Wavelength (nm) | 850 | 1,310/1,550 |
| Maximum Attenuation (dB/km) | 2.8 | 0.4/0.3 |
| Minimum Effective Modal Bandwidth (EMB) (MHz·km) | 2,000/4,700 | -/- |

| Maximum Insertion Loss (dB) for Connector Pairs | LC | MTP® |
|-------------------------------------------------|------|------|
| OM3/OM4 EDGE™ | 0.15 | 0.35 |
| OM3/OM4 EDGE8® and EDGE ULL | 0.10 | 0.25 |
| OS2 EDGE | 0.50 | 0.75 |
| OS2 EDGE8 and EDGE ULL | 0.25 | 0.35 |

| Ethernet Data Rate | Nomenclature | Fibre Type | Maximum Channel Insertion Loss (dB) | Maximum Link Length (m) |
|--------------------|----------------|------------|-------------------------------------|-------------------------|
| 1G | 1000BASE-SX | OM3 | 4.5 | 1,000 |
| 10G | 10GBASE-SR | OM3/OM4 | 2.6/2.34 | 300/550 |
| 40G | 40GBASE-SR4 | OM3/OM4 | 1.9/1.5 | 100/150 |
| 100G | 100GBASE-SR10 | OM3/OM4 | 1.9/1.5 | 100/150 |
| 100G | 100GBASE-SR4 | OM3/OM4 | 1.8/1.9 | 70/100 |
| 400G | 400GBASE-SR4.2 | OM3/OM4 | 1.7/1.8 | 70/100 |
| 400G | 400GBASE-SR8 | OM3/OM4 | 1.8/1.9 | 70/100 |

| Fibre Channel Data Rate | Nomenclature | Fibre Type | Maximum Channel Insertion Loss (dB) | Maximum Link Length (m) |
|-------------------------|--------------------------------|------------|-------------------------------------|-------------------------|
| 4 Gb/s | 400-M5E-SN-1 | OM3/OM4 | 2.88/3.02 | 380/420 |
| 8 Gb/s | 800-M5E-SN-1 | OM3/OM4 | 2.19/2.22 | 150/190 |
| 16 Gb/s | 1600-M5E-SN-1 | OM3/OM4 | 1.95/1.97 | 100/125 |
| 32 Gb/s | 3200-M5E-SN-S 3200-M5F-SN-1 | OM3/OM4 | 1.75/1.86 | 70/100 |
| 128 Gb/s | 128GFC-SW4 | OM3/OM4 | 1.75/1.86 | 70/100 |

Fibre Channel and Ethernet Derating Tables

4G, 8G, 10G, 16G and 32G Fibre Channel Distance Capability and Channel Insertion Loss 12-Fibre MTP® Connectivity

| Corning Fibre Solutions | Data Rate Gb/s | Number of MTP® Connections Distance (m)/Channel Insertion Loss (dB) | | | | |
|-------------------------------|-------------------|------------------------------------------------------------------------|----------|----------|----------|----------|
| | | 2 | 3 | 4 | 5 | 6 |
| Laser-Optimised 50/125 µm OM3 | 4 | 500/2.26 | 480/2.45 | 460/2.47 | 440/2.62 | 420/2.78 |
| | 8 | 215/1.40 | 205/1.62 | 195/1.71 | 185/1.86 | 175/2.03 |
| | 10* | 320/3.45 | 320/3.45 | 320/3.45 | 320/3.01 | 320/3.01 |
| | 16 | 140/1.17 | 135/1.35 | 120/1.54 | 115/1.65 | 110/1.81 |
| | 32 | 85/1.33 | 85/1.33 | 85/1.33 | 85/1.33 | 80/1.57 |
| Laser-Optimised 50/125 µm OM4 | 4 | 600/2.64 | 580/2.78 | 560/2.76 | 540/2.88 | 520/3.00 |
| | 8 | 270/1.59 | 265/1.73 | 245/1.85 | 235/2.00 | 225/2.14 |
| | 10* | 485/2.45 | 485/2.45 | 475/2.52 | 470/2.89 | 470/2.89 |
| | 16 | 190/1.31 | 180/1.49 | 165/1.62 | 155/1.78 | 145/1.93 |
| | 32 | 135/1.00 | 130/1.18 | 125/1.37 | 120/1.54 | 120/1.54 |

1G, 10G, 40G, and 100G Ethernet Distance Capability and Channel Insertion Loss 12-Fibre MTP Connectivity

| Corning Fibre Solutions | Data Rate Gb/s | Number of MTP Connections Distance (m)/Channel Insertion Loss (dB) | | | | |
|-------------------------------|-------------------|-----------------------------------------------------------------------|------------|------------|------------|------------|
| | | 2 | 3 | 4 | 5 | 6 |
| Laser-Optimised 50/125 µm OM3 | 1 | 1,100/4.14 | 1,000/4.68 | 1,000/4.68 | 1,000/4.68 | 950/4.89 |
| | 10* | 320/3.45 | 320/3.45 | 320/3.45 | 320/3.01 | 320/3.01 |
| | 40/100** | 145/1.00 | 140/1.16 | 130/1.38 | 125/1.51 | 125/1.51 |
| | 100*** | 85/1.48 | 85/1.45 | 85/1.40 | 85/1.38 | 80/1.64 |
| Laser-Optimised 50/125 µm OM4 | 1 | 1,100/4.51 | 1,100/4.51 | 1,050/4.76 | 1,050/4.76 | 1,000/4.97 |
| | 10* | 485/2.45 | 485/2.45 | 475/2.52 | 470/2.89 | 470/2.89 |
| | 40/100** | 195/1.07 | 185/1.29 | 170/1.50 | 150/1.54 | 145/1.62 |
| | 100*** | 135/1.09 | 130/1.29 | 125/1.46 | 125/1.46 | 120/1.61 |

*Assume 10GBASE-SR SFP+ compliant transceivers



**802.3ba 100G 10G/lane

***802.3bm 100G 25G/lane



1G to 800G Migration

Choose a cabling infrastructure that will support current and future requirements.

| 1G to 800G Migration Path for Data Centre Infrastructures | | | | | | | | | |
|-----------------------------------------------------------|-----------------------------------------------------------------------------------|----|-----|-------------------|--------------|--------------------|------|------|------|
| Data Rate | Trunk Cable | 1G | 10G | 40G (BiDi or WDM) | 40G Parallel | 40G Extended Reach | 100G | 400G | 800G |
| Number of Fibres | | 2 | 2 | 2 | 8 | 8 | 4/8 | 16/8 | 16/8 |
| EDGE8® (Base-8) |  | ■ | ■ | ■ | ■ | ■ | ■ | ■ | ■ |
| EDGE™ (Base-12) |  | ■ | ■ | ■ | ■ | ■ | ■ | ■ | ■ |
| Connectivity Interface | | LC | LC | LC | MTP® | MTP | MTP | MTP | MTP |

■ Requires no cabling upgrade

■ 67% fibre utilisation or requires use of conversion modules





Designed to Enable EDGE™ and EDGE8® High-Density Solutions

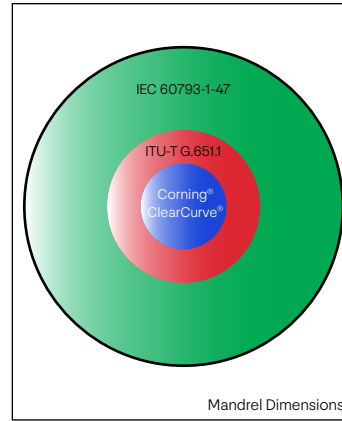
Did you know Corning® ClearCurve® bend-insensitive OM3/OM4 multimode fibres offer outstanding transmission performance in fibre optic cabling systems? ClearCurve fibres are the world's first laser-optimised multimode fibres to withstand tight bends at or below a 7.5 mm radius with substantially less signal loss than traditional multimode fibres whilst being fully standards-compliant and backward compatible.

ClearCurve optical fibre is a key element to ensure operational reliability when designing custom-engineered components, thanks to the significant reduction in macrobend loss even in the most challenging bend scenarios. This allows us to provide significantly greater density across the range, combined with simple design and integration for LAN and SAN areas within the data centre whilst the preterminated components allow for reduced installation time and faster moves, adds, and changes (MACs).

Corning® SMF-28® Ultra optical fibre is an ITU-T recommendation G.652.D compliant optical fibre. Utilising our enhanced low-loss and bend-fibre technologies, this full-spectrum fibre has bend performance that exceeds the ITU-T recommendation G.657.A1 standard. SMF-28 Ultra fibre offers industry-leading specifications for attenuation, macrobend loss, and polarisation mode dispersion values, which provide a solid foundation for new network deployments as well as upgrades to existing networks.

Since bringing the first fibre to the market more than 50 years ago, our leadership in single-mode fibre innovation has been unparalleled.

Recommended Standards for Multimode Fibre According to ITU or IEC



The IEC 60793-1-47 Standard

| Mandrel Radius | Number of Turns | Maximum Attenuation at 850 nm | Maximum Attenuation at 1,300 nm |
|----------------|-----------------|-------------------------------|---------------------------------|
| 37.5 mm | 100 | < 0.5 dB | < 0.5 dB |

The ITU-T G.651.1 Standard

| Mandrel Radius | Number of Turns | Maximum Attenuation at 850 nm | Maximum Attenuation at 1,300 nm |
|----------------|-----------------|-------------------------------|---------------------------------|
| 15 mm | 2 | < 1.0 dB | < 1.0 dB |









Corning® ClearCurve® Multimode Standard*

| Mandrel Radius | Number of Turns | Maximum Attenuation at 850 nm | Maximum Attenuation at 1,300 nm |
|----------------|-----------------|-------------------------------|---------------------------------|
| 37.5 mm | 100 | < 0.15 dB | < 0.15 dB |
| 15 mm | 2 | < 0.1 dB | < 0.3 dB |
| 7.5 mm | 2 | < 0.2 dB | < 0.5 dB |

*There is no specification for multimode fibres with bending radii up to 7.5 mm









Parallel Optic Systems

Build your solution for parallel optic systems based on MTP® Base-8 or Base-12 by following the simple steps outlined below.

| | 1 Housing | 2 Trunks | 3 Adapter Panels | 4 Patch Cords |
|------------------|---------------------------------------------------------------------------------------------------------------------------------------------|-------------------------------------------------------------------------------------------------------------------------------|------------------------------------------------------------------------------------------------------------------------------------|-------------------------------------------------------------------------------------------------------------------------------------------------------------------------------------------------|
| EDGE8® Solutions |  <p>4U up to 288 MTP® ports (Base-8) with 2,304 fibres</p> |  <p>8, 16, 24, 32, 48, 72, and 96 fibres</p> |  <p>8-, 16-, 24-, and 32-Fibre Adapter Panel</p> |  <p>MTP without Pin – MTP without Pin</p> |
| EDGE™ Solutions |  <p>4U up to 288 MTP ports (Base-12) with 3,456 fibres</p> |  <p>12, 24, 48, 72, 96, and 144 fibres</p> |  <p>12-, 24-, and 72-Fibre Adapter Panel</p> |  <p>MTP without Pin – MTP without Pin MTP with Pin – MTP without Pin MTP with Pin – MTP with Pin</p> |










Duplex Optic Systems

Build your solution for duplex systems by following the simple steps outlined below.

| | 1 Housing | 2 Trunks | 3 Adapter Panels | 4 Harnesses |
|------------------------------|-----------------------------------------------------------------------------------------------------------------------------------------------------------------------------------------------|-------------------------------------------------------------------------------------------------------------------------------|---------------------------------------------------------------------------------------------------------------|--------------------------------------------------------------------------------------------------------------------|
| EDGE8 [®] Solutions |  <p>4U Breaks Out 288 MTP[®] ports (Base-8) with 2,304 fibres up to 1,152 LC duplex connections</p> |  <p>8, 16, 24, 32, 48, 72, and 96 fibres</p> |  <p>EDGE8 Adapter Panel</p> |  <p>EDGE8 Harness, 8 fibres</p> |
| EDGE™ Solutions |  <p>4U Breaks Out 288 MTP ports (Base-12) with 3,456 fibres up to 1,728 LC duplex connections</p> |  <p>12, 24, 48, 72, 96, and 144 fibres</p> |  <p>EDGE Adapter Panel</p> |  <p>EDGE Harness, 12 fibres</p> |

Duplex Optic Systems

Build your solution for duplex systems by following the simple steps outlined below.

| | 1 Housing | 2 Trunks | 3 MTP® to LC Duplex Modules | 4 Patch Cords |
|------------------|---------------------------------------------------------------------------------------------------------------------------------------|-------------------------------------------------------------------------------------------------------------------------------|----------------------------------------------------------------------------------------------------------------------------------|-------------------------------------------------------------------------------------------------------------------------------------------------------------------------------------------------------------------------|
| EDGE8® Solutions |  <p>4U up to 288 LC duplex ports with 576 fibres</p> |  <p>8, 16, 24, 32, 48, 72, and 96 fibres</p> |  <p>Module 8 Fibres</p> |  <p>LC Duplex – LC Duplex Uniboot</p> |
| EDGE™ Solutions |  <p>4U up to 288 LC duplex ports with 576 fibres</p> |  <p>12, 24, 48, 72, 96, and 144 fibres</p> |  <p>Module 12 Fibres Module 36 Fibres</p> |  <p>LC Duplex Uniboot – MDC</p>  <p>MDC – MDC</p> |







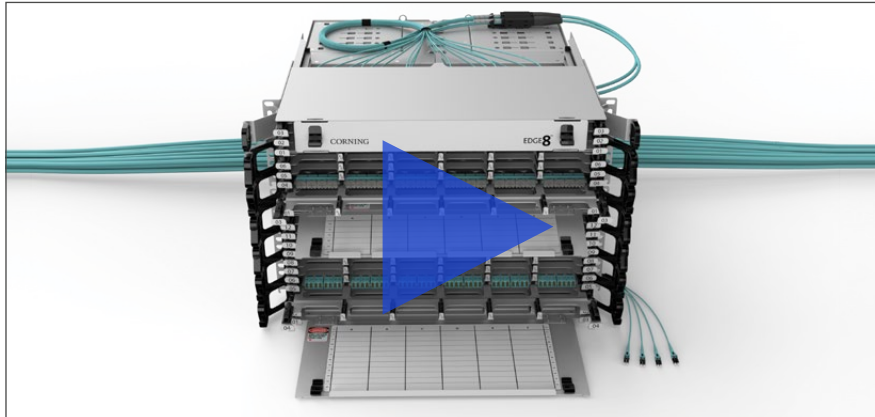


EDGE8[®] Solutions Contents

| | |
|-------------------------------------------------|----|
| EDGE8 [®] Solutions | 18 |
| EDGE8 Housings | 19 |
| EDGE8 Trunks | 20 |
| EDGE8 MTP [®] Adapter Panels | 21 |
| EDGE8 Universal Modules | 22 |
| EDGE8 Port Breakout Modules | 23 |
| EDGE8 Harnesses | 24 |
| EDGE8 MTP Patch Cords | 25 |
| Duplex Fibre Patch Cords | 26 |



EDGE8® Solutions

This is an overview of the EDGE8® solution, to learn more, please visit: www.corning.com/emea/en/edge8



EDGE8® Housings

EDGE8® high-density housings mount in 19-in racks or cabinets and provide industry-leading ultra-high-density connectivity when combined with EDGE8 modules, panels, harnesses, trunks, and patch cords. The unique design of EDGE8 housings includes sliding drawers enabling module or panel installation from the front or rear of the housing.

Each sliding drawer contains integrated cable routing elements to support effective patch cord management whilst providing unprecedented finger access without the need for tools or other accessories. The mounting and removal of trunks is a simple, quick, and tool-less operation enabling rapid deployment of high-fibre-count trunks for faster moves, adds, and changes (MACs).




| EDGE8® Housings | | | |
|-------------------------------------------------------|-----------------------------------|--------------------------------------|------------------|
| Description | Maximum Capacity EDGE8 Module | Maximum Capacity MTP® Panel (Base-8) | Catalogue Number |
| 19-in 4U EDGE8 Housing with 12 separate sliding trays | 288 x LC duplex ports (576 fibre) | 288 x MTP ports (2,304 fibre) | EDGE8-04U |
| 19-in 1U EDGE8 Housing with 3 separate sliding trays | 72 x LC duplex ports (144 fibre) | 72 x MTP ports (576 fibre) | EDGE8-01U-SP |

EDGE8® Trunks

EDGE8® MTP® trunks are pre-terminated cables with ultra-low-loss 8-fibre MTP® PRO connectors. These trunks provide the backbone of the passive network infrastructure and thanks to the superior design containing Corning® ClearCurve® fibre, they enable rapid deployment for your campus LAN or data centre facility.

All trunks are manufactured with MTP PRO push-pull connectors for easy mating and unmating in dense applications and Corning® CleanAdvantage™ technology. They are shipped with strain-relief clips, allowing for easy-and-quick tool-less installation in both EDGE8 solutions and Plug & Play™ systems housings.



| EDGE8® Trunks | | | |
|---------------|----------------------|---------------------|---------------------|
| Fibre Type | OM3 | OM4** | OS2 |
| Cable Colour | Aqua | Aqua | Yellow |
| Fibre Count | Catalogue Number | Catalogue Number | Catalogue Number |
| 8 | GE5E508TLZDDUxxx.xM* | GE5E508QLZDDUxxx.xM | GE7E708GLZDDUxxx.xM |
| 16 | GE5E516TLZDDUxxx.xM | GE5E516QLZDDUxxx.xM | GE7E716GLZDDUxxx.xM |
| 24 | GE5E524TLZDDUxxx.xM | GE5E524QLZDDUxxx.xM | GE7E724GLZDDUxxx.xM |
| 32 | GE5E532TLZDDUxxx.xM | GE5E532QLZDDUxxx.xM | GE7E732GLZDDUxxx.xM |
| 48 | GE5E548TLZDDUxxx.xM | GE5E548QLZDDUxxx.xM | GE7E748GLZDDUxxx.xM |
| 72 | GE5E572TLZDDUxxx.xM | GE5E572QLZDDUxxx.xM | GE7E772GLZDDUxxx.xM |
| 96 | GE5E596TLZDDUxxx.xM | GE5E596QLZDDUxxx.xM | GE7E796GLZDDUxxx.xM |



*Select the trunk length (plug-to-plug): replace xxx.x with 002-300.5; M = metre. Trunks can be ordered in 0.5 m increments. The first letter of the part code denotes the pulling grip type: G = grip on first end, D = grip on both ends, Z = no grip

For additional fibre counts up to 288 F, please check the online catalogue.

**For OM4 heather violet products, please contact Corning Customer Care at 00800 2676 4641 or cc.emea@corning.com and add -VI at the end of the part number (example: GE5E524QLZDDUxxx.xM-VI).

EDGE8® MTP® Adapter Panels

EDGE8® adapter panels are pass-through panels with a single row of MTP® adapters available in 1-,2-,3-, or 4-port variants. The backbone trunks connect at the rear of the adapters, providing various options at the front from end-to-end links with patch cords or harness solutions or as a cross-connect in the main distribution area (MDA). The MTP adapter panel is the easiest way to implement a parallel optic application in your data centre whilst retaining the existing hardware. All EDGE8 adapter panels can be installed from the front or the rear of any EDGE8 hardware using a simple release mechanism, negating the need for any special tools.



| EDGE8® MTP® Adapter Panels | | |
|----------------------------|------------------|------------------|
| Fibre Type | OM4* | OS2 |
| MTP Adapters | Catalogue Number | Catalogue Number |
| 1 | EDGE8-CP08-V3 | EDGE8-CP08-V1 |
| 2 | EDGE8-CP16-V3 | EDGE8-CP16-V1 |
| 3 | EDGE8-CP24-V3 | EDGE8-CP24-V1 |
| 4 | EDGE8-CP32-V3 | EDGE8-CP32-V1 |

**For OM4 violet products, please contact Corning Customer Care at 00800 2676 4641 or cc.emea@corning.com.*

EDGE8® Universal Modules

EDGE8® modules provide the interface between the MTP® connector on the EDGE8 trunk and the LC duplex patch cords that will connect directly to the electronics or as a cross-connect in the main distribution area (MDA). The internal wiring follows the universal wiring scheme to ensure the correct fibre polarity is maintained throughout the system independent of how many modules are utilised within the link.

Ultra-low-loss performance of the module allows for multiple connections without compromising the tight loss budgets associated with higher-speed applications, permitting longer links than specified by the standards. Specially designed shutters ensure the end face of the connectors are never touched and replace the standard dust caps that, typically removed, are never replaced. In addition, the shutters are visual fault locator (VFL) compatible to allow easy port identification whilst diffusing the VFL light to ensure adequate eye safety.






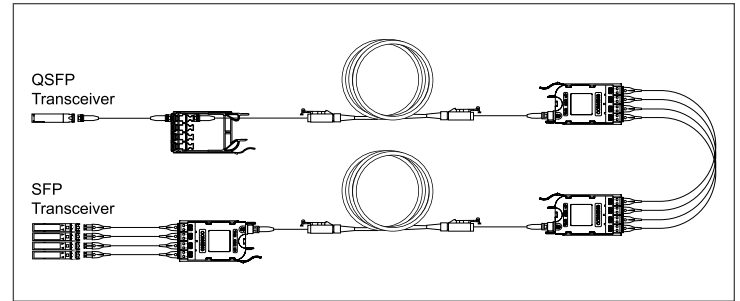

| EDGE8® Universal Modules | | | |
|--------------------------|----------------------|----------------------|----------------------|
| Fibre Type | OM4* | OS2 | Fibre Type |
| Connector Type | Catalogue Number | Catalogue Number | Adapter Colour Front |
| PC | ECM8-UM08-05-E6Q-ULL | – | Aqua |
| UPC | – | ECM8-UM08-04-E8G-ULL | Blue |

**For OM4 violet products, please contact Corning Customer Care at 00800 2676 4641 or cc.emea@corning.com and add -VI at the end of the part number (example: ECM8-UM08-05-E6Q-ULL-VI).*

EDGE8® Port Breakout Modules

EDGE8® port breakout modules are designed to provide additional flexibility and space savings to the system whilst utilising the cost-saving benefits of disaggregating a single 40G QSFP port into four 10G SFP+ ports. Deploying 40G QSFP ports and port breakout modules in the MDA can reduce the number of chassis and line cards by two-thirds when compared to 10G SFP+ ports for additional savings in density and power requirements.

In this example, each row of QSFP ports (18) can be replicated by a single 1U EDGE8-SP housing.



| EDGE8® Port Breakout Modules | | | |
|------------------------------|------------------------|-----------------------|----------------------|
| Fibre Type | OM4** | OS2 | Fibre Type |
| Connector Type | Catalogue Number | Catalogue Number | Adapter Colour Front |
| PC | ECM8-05E6-QEZB-xxx.xM* | – | Aqua |
| UPC | – | ECM8-04E7-GEZB-xxx.xM | Blue |

*Select the module length (tip-to-tip): replace xxx.x with 000.5-025.5; M = metre. Modules can be ordered in 0.5 m increments.

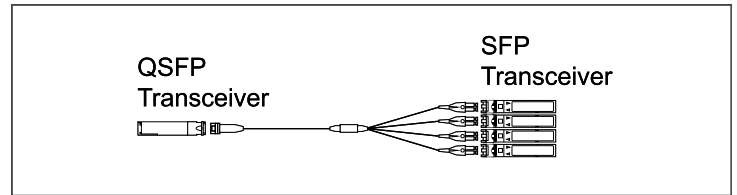

**For OM4 heather violet products, please contact Corning Customer Care at 00800 2676 4641 or cc.emea@corning.com and add -VI at the end of the part number (example: ECM8-05E6-QEZB-xxx.xM-VI).

EDGE8® Harnesses

The EDGE8® QSFP to SFP+ harness is an MTP® to four LC duplex assembly designed to disaggregate a 1 x 40G port into four LC duplex ports to benefit from the potential cost savings associated with 40G electronics. Similar to the port breakout module, an EDGE8 harness can be deployed in an equipment distribution area (EDA) to direct connect active electronics to the cabling infrastructure. Disaggregating a 1 x 40G port into four 10G ports can only be achieved through parallel optics. EDGE8 harnesses are available in both staggered and non-staggered options.

All harnesses are manufactured with Corning® CleanAdvantage™ technology featuring MTP PRO push-pull connectors for a simple polarity and field-friendly pinning change and allowing for easy mating and unmating in dense applications.

For polarity guidance, please refer to [AEN 156](#).
For stagger selection, please refer to [AEN 157](#).




| EDGE8® Harnesses | | |
|------------------|----------------------|---------------------|
| Fibre Type | OM4** | OS2 |
| Stagger Type | Catalogue Number | Catalogue Number |
| 1 | HE67908QLZ-1Bxxx.xM* | HE87808GLZ-1Bxxx.xM |
| 2 | HE67908QLZ-2Bxxx.xM | HE87808GLZ-2Bxxx.xM |
| 3 | HE67908QLZ-3Bxxx.xM | HE87808GLZ-3Bxxx.xM |
| 4 | HE67908QLZ-4Bxxx.xM | HE87808GLZ-4Bxxx.xM |
| 5 | HE67908QLZ-5Bxxx.xM | HE87808GLZ-5Bxxx.xM |

*Select the harness length (tip-to-tip): replace xxx.x with 000.5-006.5; M = metre. Harnesses can be ordered in 0.5 m increments.

**For OM4 heather violet products, please contact Corning Customer Care at 00800 2676 4641 or cc.emea@corning.com and add -VI at the end of the part number (example: HE67908QLZ-1Bxxx.xM-VI).

EDGE8® MTP® Patch Cords

The EDGE8® MTP® PRO patch cords with push-pull boot allow for a seamless migration to higher data rates in the data centre when used in conjunction with the EDGE8 pinned trunks. By pinning the trunks, we have removed the need to potentially stock three different patch cord variants for direct, interconnect, and cross-connect scenarios, meaning a pinless-to-pinless patch cord will support all installation requirements. These patch cords are wired to TIA-568 Type-B polarity as standard; however, other polarity and pin methods are available on request.



| EDGE8® MTP® Patch Cords | | | |
|-------------------------|--------------------|-------------------|-------------------|
| Fibre Type | OM3 | OM4** | OS2 |
| Cable Colour | Aqua | Aqua | Yellow |
| Catalogue Number | JE6E608TEZ-NBxxxM* | JE6E608QEZ-NBxxxM | JE8E808GEZ-NBxxxM |

* Select the patch cord length (tip-to-tip): replace xxx.x with 000.5-020.5; M = metre. Patch cords can be ordered in 0.5 m increments.


**For OM4 heather violet products, please contact Corning Customer Care at 00800 2676 4641 or cc.emea@corning.com and add -VI at the end of the part number (example: JE6E608QEZ-NBxxxM-VI).

| Base-8 (Pinned Trunks) | | | |
|------------------------|--|---|---------------------------------------------|
| Direct-Connect | | → | Pinless – Pinless |
| Interconnect | | → | Pinless – Pinless |
| Cross-Connect | | → | Pinless – Pinless + Pinless – Pinless |
| | | | 1 patch cord configuration |

Duplex Fibre Patch Cords

Reverse polarity LC Uniboot patch cords allow for the quick-and-easy conversion from a TIA-568 A-B polarity to a TIA-568 A-A polarity without exposing the fibres or needing any tools. The patch cords come with a straight-through polarity from the factory but can be easily converted into a flipped cable without tools. The uniboot design allows one cable to carry two fibres, reducing the cable bulk when routing.

LC Uniboot patch cords are manufactured with Corning® CleanAdvantage™ technology and shipped with optimised caps, eliminating the need for cleaning and scoping before initial field connection.



Mini Duplexer Connectors (MDC) offer reverse polarity by simply twisting the trigger, and a flexible push-pull boot allows easy finger access to plug/unplug connectors without the support of a connector clip or tool. For the integration of next-generation high-density transceivers with SN (Senko Nano) mating face or older SC connectors into existing LC duplex-based infrastructures, our EDGE™ patch cables also offer hybrid versions.

| Duplex Fibre Patch Cords | | | |
|---------------------------------------------------------------------------------------------------------------------|------------------|------------------|------------------|
| Modify Last Digits of Part Number to Needed Length, i.e., 02M for 2 metre. All Offered Fibres are Bend-Insensitive. | | | |
| Fibre Type | OM3 | OM4* | OS2 |
| Description | Part Number | | |
| LC Duplex Uniboot – LC Duplex Uniboot Patch Cord 1 m | E797902TNZ20001M | E797902QNZ20001M | E787802GNZ20001M |
| LC Duplex Uniboot – SC Duplex Patch Cord 1 m | E577902TNZ20001M | E577902QNZ20001M | E727802GNZ20001M |
| LC Duplex Uniboot – MDC Patch Cord 1 m | E79MM02TNZ16001M | E79MM02QNZ16001M | E78MU02GNZ16001M |
| LC Duplex Uniboot – SN Patch Cord 1 m | E79NM02TNZ16001M | E79NM02QNZ16001M | E78NU02GNZ16001M |

For length variations and different fibre types or connector styles, please visit our online catalogue.

*For OM4 heather violet products, please contact Corning Customer Care at 00800 2676 4641 or cc.emea@corning.com and add -VI at the end of the part number (example: E797902QNZ20001M-VI).

For length variations and different fibre types or connector styles, please visit our online catalogue or view our family specification for [EDGE 2-Fibre Patch Cords](#).








EDGE™ Solutions Contents

| | |
|----------------------------------------------------------------------|----|
| EDGE™ Solutions | 28 |
| EDGE Housings. | 29 |
| EDGE Trunks | 30 |
| EDGE MTP® Adapter Panels | 31 |
| EDGE Universal Modules | 32 |
| EDGE Trunk Harness MTP® PRO (with pins) to 6x LC Duplex | 33 |
| MTP PRO Patch Cord for Parallel Optic Applications | 34 |
| Duplex Fibre Patch Cords | 36 |
| EDGE and EDGE8® Accessories | 37 |




EDGE™ Solutions

This is an overview of the complete EDGE™ solutions, to learn more, please visit www.corning.com/emea/en/edge



EDGE™ Housings




EDGE™ HD housings mount in 19-in racks or cabinets and provide industry-leading ultra-high-density connectivity when combined with EDGE modules, panels, harnesses, trunks, and patch cords. The unique design of EDGE HD housings include sliding drawers to enable module or panel installation from the front or rear of the housing. Each sliding drawer contains integrated cable routing elements to make real structured patch cord management possible whilst providing unprecedented finger access without the need for tools or any other accessories. The mounting and removal of trunks is a simple, quick, and tool-less operation enabling rapid deployment of high-fibre-count trunks for faster moves, adds, and changes (MACs).



| EDGE™ Housings | | | |
|------------------------------------------------------|-----------------------------------|---------------------------------------|------------------|
| Description | Maximum Capacity EDGE Module | Maximum Capacity MTP® Panel (Base-12) | Catalogue Number |
| 19-in 4U EDGE Housing with 12 separate sliding trays | 288 x LC duplex ports (576 fibre) | 288 x MTP ports (3,456 fibre) | EDGE-04U |
| 19-in 1U EDGE Housing with 3 separate sliding trays | 72 x LC duplex ports (144 fibre) | 72 x MTP ports (864 fibre) | EDGE-01U-SP |

EDGE™ Trunks

EDGE™ MTP® trunks are pre-terminated cables with 12-fibre MTP® PRO connectors on either side. The trunks build up the major skeleton of the passive network infrastructure, and thanks to the superior design, including Corning® ClearCurve® fibre, they enable rapid deployment for your campus LAN or data centre facility. All trunks are manufactured with MTP PRO push-pull connectors for easy mating and unmating in dense applications and Corning® CleanAdvantage™ technology. They are shipped with strain-relief clips, allowing for easy-and-quick tool-less installation in both EDGE solutions and Plug & Play™ systems housings.



| EDGE™ Trunks | | | |
|--------------|----------------------|---------------------|---------------------|
| Fibre Type | OM3 | OM4** | OS2 |
| Cable Colour | Aqua | Aqua | Yellow |
| Fibre Count | Catalogue Number | Catalogue Number | Catalogue Number |
| 12 | G757512TLZ88Uxxx.xM* | G757512QLZ88Uxxx.xM | G909012GLZ88Uxxx.xM |
| 24 | G757524TLZ88Uxxx.xM | G757524QLZ88Uxxx.xM | G909024GLZ88Uxxx.xM |
| 48 | G757548TLZ88Uxxx.xM | G757548QLZ88Uxxx.xM | G909048GLZ88Uxxx.xM |
| 72 | G757572TLZ88Uxxx.xM | G757572QLZ88Uxxx.xM | G909072GLZ88Uxxx.xM |
| 96 | G757596TLZ88Uxxx.xM | G757596QLZ88Uxxx.xM | G909096GLZ88Uxxx.xM |
| 144 | G7575E4TLZ88Uxxx.xM | G7575E4QLZ88Uxxx.xM | G9090E4GLZ88Uxxx.xM |

*Select the trunk length (plug-to-plug): replace xxx.x with 001 to 999; M = metre.

The first letter of the part code denotes the pulling grip type: G = grip on first end, D = grip on both ends, Z = no grip. For additional fibre counts up to 576 F, please check the online catalogue.


**For OM4 heather violet products, please contact Corning Customer Care at 00800 2676 4641 or cc.emea@corning.com

and add -VI at the end of the part number (example: G757524QLZ88Uxxx.xM-VI).

EDGE™ MTP® Adapter Panels

EDGE™ adapter panels are pass-through patch panels with a single row of MTP® adapters. The backbone trunks connect at the rear of the adapters, with various options possible at the front, from end-to-end links with patch cord or harness solutions, or as a cross-connect used in the main distribution area (MDA). The MTP adapter panel is the easiest way to implement parallel optic applications in your data centre whilst retaining the existing hardware.

EDGE 72-fibre MTP panels (6x MTP) feature reversible translucent shuttered MTP adapters at the front of the panel.



| EDGE™ MTP® Adapter Panels | | | |
|---------------------------|------------------|------------------|------------------|
| Fibre Type | OM3 | OM4* | OS2 |
| MTP Adapters | Catalogue Number | Catalogue Number | Catalogue Number |
| 2 | EDGE-CP24-E3 | EDGE-CP24-E3 | EDGE-CP24-90 |
| 4 | EDGE-CP48-E3 | EDGE-CP48-E3 | EDGE-CP48-90 |
| 6 | EDGE-CP72-U3 | EDGE-CP72-U3 | EDGE-CP72-U1 |

*For OM4 violet products, please contact Corning Customer Care at 00800 2676 4641 or cc.emea@corning.com.

EDGE™ Modules

EDGE™ ultra-low-loss modules allow for extended-reach capabilities in high-speed serial duplex transmission. OM3/OM4/OM5 EDGE ultra-low-loss modules are specified to 0.35 dB compared to 0.5 dB for the low-loss EDGE module. The OS2 EDGE ultra-low-loss modules are specified to 0.60 dB compared to 1.0 dB for the standard EDGE module.

EDGE modules provide an interface between the MTP® connector on an MTP trunk and the LC duplex patch cords that connect directly to the electronics.



| Ultra-Low-Loss EDGE™ Modules | | | |
|------------------------------|---------------------|---------------------|---------------------|
| Fibre Type | OM3 | OM4* | OS2 |
| Connector Type | Part Number | Part Number | Part Number |
| PC | ECM-UM12-05-93T-ULL | ECM-UM12-05-93Q-ULL | – |
| UPC | – | – | ECM-UM12-04-89G-ULL |

| Low-Loss EDGE™ Modules | | | |
|------------------------|-----------------|-----------------|-----------------|
| Fibre Type | OM3 | OM4* | OS2 |
| Connector Type | Part Number | Part Number | Part Number |
| PC | ECM-UM12-05-93T | ECM-UM12-05-93Q | – |
| UPC | – | – | ECM-UM12-04-89G |

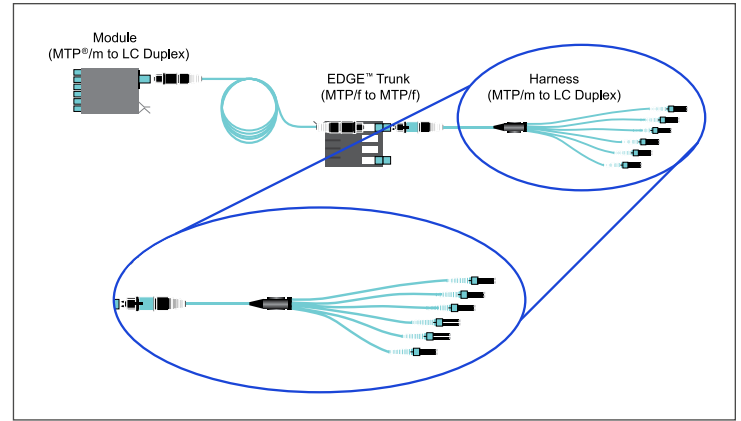
*For OM4 heather violet products, please contact Corning Customer Care at 00800 2676 4641 or cc.emea@corning.com and add -VI at the end of the part number (example: ECM-UM12-05-93Q-VI).

EDGE™ Trunk Harness MTP® PRO (with pins) to 6x LC Duplex

The EDGE™ trunk harness is designed to facilitate an interconnect point when the electronics are located in a separate area from the cross-connect or patching field. The harness comes with duplex LC connectors to interface with the electronics and a pinned MTP PRO push-pull connector to connect into a trunk. This can be used in an equipment distribution area (EDA). They are manufactured with Corning® CleanAdvantage™ technology and shipped with optimised dust caps, eliminating the need for scoping and cleaning prior to initial field connection.

For polarity guidance, please refer to [AEN 156](#).

For stagger selection, please refer to [AEN 157](#).



| EDGE™ Trunk Harness MTP® PRO (with pins) to 6x LC Duplex | | | |
|----------------------------------------------------------|----------------------|---------------------|---------------------|
| Fibre Type | OM3 | OM4** | OS2 |
| Cable Colour | Aqua | Aqua | Yellow |
| Stagger Type | Catalogue Number | Catalogue Number | Catalogue Number |
| 1 | H937912TLZ-1Axxx.xM* | H937912QLZ-1Axxx.xM | H897812GLZ-1Axxx.xM |
| 2 | H937912TLZ-2Axxx.xM | H937912QLZ-2Axxx.xM | H897812GLZ-2Axxx.xM |
| 3 | H937912TLZ-3Axxx.xM | H937912QLZ-3Axxx.xM | H897812GLZ-3Axxx.xM |
| 4 | H937912TLZ-4Axxx.xM | H937912QLZ-4Axxx.xM | H897812GLZ-4Axxx.xM |
| 5 | H937912TLZ-5Axxx.xM | H937912QLZ-5Axxx.xM | H897812GLZ-5Axxx.xM |





*Select the harness length (tip-to-tip): replace xxx.x with 000.5-006.5; M = metre. Harnesses can be ordered in 0.5 m increments.

**For OM4 heather violet products, please contact [Corning Customer Care](#) at 00800 2676 4641 or cc.emea@corning.com and add -VI at the end of the part number (example: H937912QLZ-2Axxx.xM-VI).

MTP® PRO Patch Cords for Parallel Optic Applications

EDGE™ MTP PRO patch cords are used to create a connection between MTP adapter panels, conversion modules, and electronics, typically providing connectivity within the rack or within the row. With a 2.0 mm outside diameter, they are smaller than traditional 12-fibre patch cords, providing improved finger access as well as reduced congestion and increased airflow in the horizontal and vertical rack space.

MTP patch cords are manufactured using Corning® CleanAdvantage™ technology and shipped with optimised dust caps, eliminating the need for cleaning and scoping before the initial field connection. They are built with MTP PRO push-pull connectors, allowing for a simple field-pinning and polarity change without removing the connector housing and allowing for easy mating/unmating in extreme dense applications.



| Patch Cord Type | Application | Pin Option | To Be Used with Trunk | Patch Cord Polarity |
|-----------------|----------------|-----------------------------|-----------------------|---------------------|
| 1 | Direct-connect | Without pins – without pins | Type B (Universal) | |
| 2 | Interconnect | With pins – without pins | Type B (Universal) | Type B (Universal) |
| 3 | Cross-connect | With pins – with pins | Type B (Universal) | Type B (Universal) |

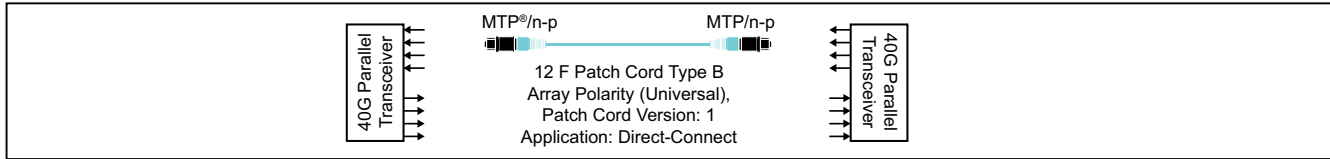
| Fibre Type | OM3 | OM4** | OS2 | Fibre Type |
|-----------------|--------------------|-------------------|-------------------|--------------|
| Cable Colour | Aqua | Aqua | Yellow | Cable Colour |
| Patch Cord Type | Catalogue Number | Catalogue Number | Catalogue Number | Length |
| 1 | J757512TEZ-NBxxxM* | J757512QEZ-NBxxxM | J909012GEZ-NBxxxM | 1 up to 20 m |
| 2 | J759312TEZ-NBxxxM | J759312QEZ-NBxxxM | J899012GEZ-NBxxxM | 1 up to 20 m |
| 3 | J939312TEZ-NBxxxM | J939312QEZ-NBxxxM | J898912GEZ-NBxxxM | 1 up to 20 m |

*Select the patch cord length (tip-to-tip): replace NBxxxM to NB001M for 1 m up to NB020M for 20 m. Patch cords can be ordered in 0.5 m increments.

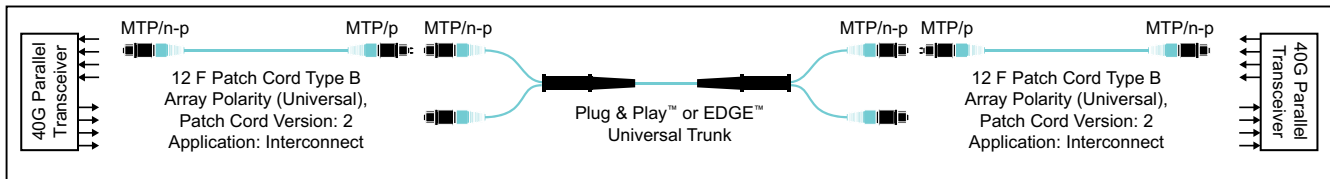
**For OM4 heather violet products, please contact Corning Customer Care at 00800 2676 4641 or cc.emea@corning.com and add -VI at the end of the part number (example: J757512QEZ-NBxxxM-VI).

MTP® PRO Patch Cords for Parallel Optic Applications

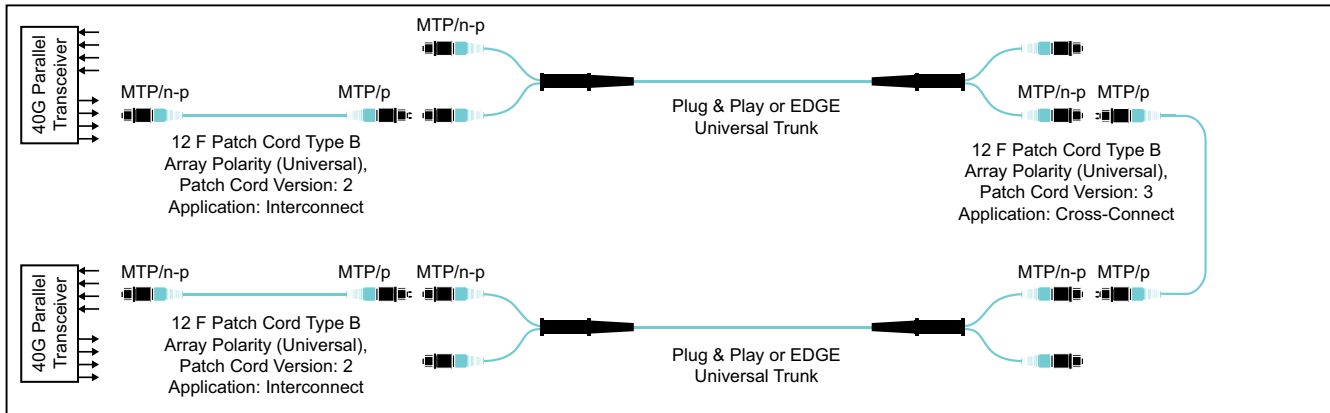
Application: Direct-Connect (connection between active parallel optic devices)



Application: Interconnect (connection from device to patch panel)




Application: Interconnect and Cross-Connect (connection from patch panel to patch panel)



Duplex Fibre Patch Cords

Reverse polarity LC Uniboot patch cords allow for the quick-and-easy conversion from a TIA-568 A-B polarity to a TIA-568 A-A polarity without exposing the fibres or needing any tools. The patch cords come with a straight-through polarity from the factory but can be easily converted into a flipped cable without tools. The uniboot design allows one cable to carry two fibres, reducing the cable bulk when routing.

LC Uniboot patch cords are manufactured with Corning® CleanAdvantage™ technology and shipped with optimised caps, eliminating the need for cleaning and scoping before initial field connection.



Mini Duplex Connectors (MDC) offer reverse polarity by simply twisting the trigger, and a flexible push-pull boot allows easy finger access to plug/unplug connectors without the support of a connector clip or tool. For the integration of next-generation high-density transceivers with SN (Senko Nano) mating face or older SC connectors into existing LC duplex-based infrastructures, our EDGE™ patch cables also offer hybrid versions.


| Duplex Fibre Patch Cords | | | |
|---------------------------------------------------------------------------------------------------------------------|------------------|------------------|------------------|
| Modify Last Digits of Part Number to Needed Length, i.e., 02M for 2 metre. All Offered Fibres are Bend-Insensitive. | | | |
| Fibre Type | OM3 | OM4* | OS2 |
| Description | Part Number | | |
| LC Duplex Uniboot – LC Duplex Uniboot Patch Cord 1 m | E797902TNZ20001M | E797902QNZ20001M | E787802GNZ20001M |
| LC Duplex Uniboot – SC Duplex Patch Cord 1 m | E577902TNZ20001M | E577902QNZ20001M | E727802GNZ20001M |
| LC Duplex Uniboot – MDC Patch Cord 1 m | E79MM02TNZ16001M | E79MM02QNZ16001M | E78MU02GNZ16001M |
| LC Duplex Uniboot – SN Patch Cord 1 m | E79NM02TNZ16001M | E79NM02QNZ16001M | E78NU02GNZ16001M |

For length variations and different fibre types or connector styles, please visit our online catalogue.

*For OM4 heather violet products, please contact Corning Customer Care at 00800 2676 4641 or cc.emea@corning.com and add -VI at the end of the part number (example: E797902QNZ20001M-VI).

For length variations and different fibre types or connector styles, please visit our online catalogue or view our family specification for [EDGE 2-Fibre Patch Cords](#).

EDGE™ and EDGE8® Accessories



| Description | Description | Description |
|-------------------------------------------------------------------------------------|------------------------------------------------------------------------------------------------------|-----------------------------------------------|
| EDGE™ Solutions Strain-Relief Bracket, CDF, accommodating four EDGE solutions clips | Single-Fibre Port Cleaner for LC, keyed LC, and MU connector end faces for both UPC and APC polishes | Fibre Optic Cleaning Tool for MTP® connectors |
| Catalogue Number | Catalogue Number | Catalogue Number |
| EDGE-CDF-RJ04-BKT | CLEANER-PORT-LC | 2104466-01 |
| Units per Delivery | Units per Delivery | Units per Delivery |
| 1/1 | 1/1 | 1/1 |

To view test reports for your EDGE™ solutions equipment, please visit:
<https://customer3.corning.com/ftoedge/default.aspx>
Simply follow the instructions as shown on the screen shot below.

CORNING

Fibre Test and Orientation Reporting

To view test reports of EDGE™ solutions modules, trunks, harnesses, and uniboot jumpers:

- 1. Locate the serial number on the product. To see where this is located, click here.
- 2. Type the serial number in the search bar and click Search. Your report will be provided in PDF format.
- 3. Having problems finding your results? Try these troubleshooting tips.

Serial Number:

Search

Reset





Corning® Everon® Copper Datacom Contents

| | |
|--------------------------------------------------------------|----|
| Plug & Play Solutions | 42 |
| Panels | 43 |
| Pre-terminated Trunks | 44 |
| Modules | 45 |
| Cables | 46 |
| Patch Cords | 47 |
| Copper Cable Management, Tools, and Consumables | 49 |

Everon[®] Copper Cat.6_A/Class EA KS500S Keystone Connectivity



Trunk and Consolidation Point patch cord offer factory-terminated and tested Plug & Play™ connectivity for a fast and tool-free installation.



High-performance 3-way entry jacks, 3-/6-Connector Permanent Link/Channel certified, Power over Ethernet compliant.



Cables with small diameter and bend radius and EU CPR rating Bca ensure reliable performance and easy installation in tight spaces.

For more information, please visit our [Copper Solutions for Data Centres](#) online.



Corning[®] Everon[®] Copper Cat.8.1 Solution





Up to 4PPoE on the Cat.8.1 (Class I) system

Offers 40G – Channel Link of 30 m / Permanent Link – 24 m + 2 x 3 m Patch Cords

| Features | Benefits |
|-------------------------------|-----------------------------------------------------------------------|
| High data rates up to 40 Gbps | 3-Connector Permanent Link / Channel |
| Tool-less jack | Easy and quick installation (2-piece design), no special tools needed |
| Keystone footprint | Industry-standard Keystone dimensions |
| Integrated shutter | Integrated dust cap |
| PoE / PoE+ / 4PPoE compliant | Support PoE / PoE+ / 4PPoE compliance to latest IEEE standard |

Corning® Everon® Copper Datacom Solutions

This is a selection of products comprising the Corning® Everon® Copper Datacom solution, but not all products are listed in the core catalogue. To learn more, please refer to [our online catalogue](#).



Corning® Everon® Copper Datacom Panels

Patch panels are universal for all installations in 19-inch frames and cabinets. They are available in black or silver and offer high density for applications in your data centre network. Installing a module in the panel is quick and easy. Just set it up by snapping it into place.




UU009535251E



KAXCOV-02408-C001

| Keystone Copper Patch Panels | | | |
|---------------------------------|--------------------------------------------------------------|--------|----------------------|
| Part Number | Description | Colour | Max. Number of Ports |
| 1U 19-in Patch Panels, straight | | | |
| UU009535251E | High Density, empty, for KS modules or pre-terminated trunks | Black | 48 |
| KAXCSV-02408-C001 | Flat, empty | Black | 24 |
| KAXCSV-02401-C001 | Flat, empty | White | 24 |
| KAXCSV-02400-C001 | Flat, empty | Silver | 24 |
| 1U 19-in Patch Panels, angled | | | |
| MAXAAV-04800-V002 | High Density, empty, for KS modules or pre-terminated trunks | Silver | 48 |
| KAXCOV-02408-C001 | Flat, empty | Black | 24 |
| KAXCOV-02401-C001 | Flat, empty | White | 24 |
| KAXCOV-02400-C001 | Flat, empty | Silver | 24 |



KAXCSV-02408-C001



KAXCOV-02401-C001

Corning® Everon® Copper Datacom Pre-terminated Trunks

The Class EA shielded pre-terminated system is a ready to use solution for high-performance data connections. It uses Cat.6_A cables terminated with shuttered KS500S Keystone RJ45 modules for dust protection. The cables are slim and have a joint sheath for easy installation in tight spaces. The system is pre-assembled and tested, ensuring consistent quality. It complies with ISO/IEC 11801 and EN 50173 standards and meets Class EA, Cat.6_A, and IEEE 802.3 standards. It is approved for Power over Ethernet applications up to 90 W, fulfilling the maximum type 4 class 8. The RJ45 modules allow for a tool-free installation in Keystone patch panels.




| 6-Way Trunks | | |
|--------------------------------------------|------------------------------------------------------------------------------------------|-------------------------------------------------------------------|
| Part Number | Description | Core Characteristics |
| Trunk Class EA, Cat.6 _A , LSZH™ | | |
| CCABBA-FI685-Axxx-CO | 6 x 4 pairs, STP, AWG26, both ends terminated with with KS500S jacks, blue, length: xxxM | Single cable meets EN 50575 B2ca-s1a, d1, a1 Limited to max. 55 m |
| CCABDB-FI685-Axxx-CO | 6 x 4 pairs, STP, AWG23, both ends terminated with with KS500S jacks, blue, length: xxxM | Single cable meets EN 50575 B2ca-s1a, d1, a1 Limited to max. 80 m |

| Consolidation Point Patch Cord | | |
|--------------------------------------|---------------------------------------------------------------------|----------------------|
| Part Number | Description | Core Characteristics |
| Class EA, Cat.6 _A , LSZH™ | | |
| CCABGB-F1086-Axxx-CO | 4 pairs, AWG26/7, with RJ45 plug to KS500S Jack, gray, length: xxxM | Limited to max. 50 m |

Corning® Everon® Copper Datacom Module

The KS500S Keystone module is an easy to assemble RJ45 module for all LAN and data centre applications, such as 10GBase-T, and does not require any special tools. The 3-way cable entry and standard Keystone dimensions support space-saving installations, e.g. in a 48-port patch panel in just 1U. The integrated self-closing dust shutter prevents dirt from entering the contact surfaces at any time.


The module complies with Cat.6_A component performance according to ISO/IEC and supports 4PPoE according to IEEE 802.3bt. Its design ensures high quality and transmission performance, which is continuously monitored by an independent test laboratory (GHMT PVP).



| Copper Module | | | | | |
|------------------------------------------------------|-------------------------------------------------------------|-----------|----------|-----------------------------------|-------------|
| Part Number | Description | AWG Solid | AWG Flex | Channel Performance | PoE / 4PPoE |
| Shielded copper module, Class EA, Cat.6 _A | | | | | |
| KAXBSM-00104-C001-BP | KS500S 1 x RJ45, with integrated dust cover, pack of 24 pcs | 22-24 | 26-27 | Class EA Channel (4/6 connectors) | PoE / 4PPoE |
| KAXBSM-00104-C001-B6 | KS500S 1 x RJ45, with integrated dust cover, bag of 6 pcs | 22-24 | 26-27 | Class EA Channel (4/6 connectors) | PoE / 4PPoE |

Corning® Everon® Copper Datacom Cables

These cables are low-skew products, i.e., the difference in propagation delay between the individual pairs is very low. This is increasingly being requested for 1/10 Gigabit Ethernet. The cable's sustainability for high-bit-rate transmission systems ensures a high degree of future readiness. Additional features are the slim design and low weight of the cables. Each pair is individually shielded with foil (foil twisted pair – FTP).



| Copper Cables for Data Centres | | | | | | |
|---------------------------------------------|-------------------------------------------|-----------|-----|---------------|-------------|------------------|
| Part Number | Description | Jacket | AWG | Jacket Colour | Reel Length | CPR Class |
| Shielded copper cables Cat.6 _A | | | | | | |
| UU009175728 | F/UTP 550/24, 4 pairs | LSZH™ | 24 | Green | 500 m | B2ca-s1a, d0, a1 |
| CCXEDA-DC047-C001-L7 | F/FTP 550/23, 4 pairs | LSZH/FRNC | 23 | Blue | 1,000 m | Cca-s1, d1, a1 |
| CCXEDB-DB047-C001-L7 | S/FTP 550/23, 4 pairs (Enhanced Braiding) | LSZH/FRNC | 23 | Blue | 1,000 m | B2ca-s1a, d1, a1 |
| CCXEDB-DC047-C001-L7 | S/FTP 550/23, 4 pairs (Enhanced Braiding) | LSZH/FRNC | 23 | Blue | 1,000 m | Cca-s1a, d1, a1 |
| CCXEDR-DO047-C003-L7 | S/FTP 550/23, 4 pairs | LSZH/FRNC | 23 | Blue | 1,000 m | Dca-s1, d1, a1 |
| Shielded copper cables Cat.7 | | | | | | |
| CCXEDB-FB047-C001-L7 | S/FTP 800/23, 4 pairs | LSZH/FRNC | 23 | Blue | 1,000 m | B2ca-s1a, d1, a1 |
| CCXEDB-FC047-C001-L7 | S/FTP 800/23, 4 pairs | LSZH/FRNC | 23 | Blue | 1,000 m | Cca-s1a, d1, a1 |
| MCXEDB-FC047-V004-L7 | S/FTP 800/23, 4 pairs | LSZH/FRNC | 23 | Green | 1,000 m | Cca-s1a, d1, a1 |
| CCXEDB-F0047-C001-L7 | S/FTP 800/23, 4 pairs | LSZH/FRNC | 23 | Blue | 1,000 m | Dca-s1, d1, a1 |
| Shielded copper cables Cat.7 _A + | | | | | | |
| CCXFCB-L0047-C001-L7 | S/FTP 1200/22, 4 pairs | LSZH/FRNC | 22 | Blue | 1,000 m | Dca-s1, d1, a1 |

For additional CPR classes, reel lengths, and colours of cables, please visit our online catalogue or contact Corning Customer Care at 00800 2676 4641 or cc.emea@corning.com.

Download Declaration of Performance documents online from corning.com/opcomm/cpr

Corning® Everon® Copper Datacom Patch Cords


The shielded patch cords are terminated with IEC 60603-7-51 standards-compliant RJ45 connectors. The patch cords are designed for the transmission of digital data signals, including future applications in 10GbE systems compliant with Class EA (ISO/IEC 11801 AMD: 1 2008 & AMD: 2 2010), Cat.6_A (ANSI/TIA/EIA 568B.2-10) and IEEE 802.3an standards. The patch cords support Power over Ethernet (PoE) applications in compliance with IEEE 802.3af (2003) and Power over Ethernet plus (PoE+).



| Copper Patch Cords for the Data Centre | | | | |
|--------------------------------------------------------------------|-------------------|-----|--------|--------|
| Part Number | Description | AWG | Colour | Length |
| Shielded Patch Cords, Cat.6 _A , LSZH [™] /FRNC | | | | |
| CCAAGB-G1002-A010-C0 | S/FTP (RJ45-RJ45) | 26 | Grey | 1 m |
| CCAAGB-G1002-A020-C0 | S/FTP (RJ45-RJ45) | 26 | Grey | 2 m |
| CCAAGB-G1002-A030-C0 | S/FTP (RJ45-RJ45) | 26 | Grey | 3 m |
| CCAAGB-G1002-A040-C0 | S/FTP (RJ45-RJ45) | 26 | Grey | 4 m |
| CCAAGB-G1002-A050-C0 | S/FTP (RJ45-RJ45) | 26 | Grey | 5 m |
| CCAAGB-G1002-A100-C0 | S/FTP (RJ45-RJ45) | 26 | Grey | 10 m |
| CCAAGB-G2002-A010-C0 | S/FTP (RJ45-RJ45) | 26 | Blue | 1 m |
| CCAAGB-G2002-A020-C0 | S/FTP (RJ45-RJ45) | 26 | Blue | 2 m |
| CCAAGB-G2002-A030-C0 | S/FTP (RJ45-RJ45) | 26 | Blue | 3 m |
| CCAAGB-G2002-A040-C0 | S/FTP (RJ45-RJ45) | 26 | Blue | 4 m |
| CCAAGB-G2002-A050-C0 | S/FTP (RJ45-RJ45) | 26 | Blue | 5 m |
| CCAAGB-G2002-A100-C0 | S/FTP (RJ45-RJ45) | 26 | Blue | 10 m |

For additional length, colours and constructions, please visit our online catalogue or contact Corning Customer Care at 00800 2676 4641 or cc.emea@corning.com.

Corning® Everon® Copper Datacom Patch Cords (Continued)





| Copper Patch Cords for the Data Centre | | | | |
|-------------------------------------------------------|-------------------|-----|--------|--------|
| Part Number | Description | AWG | Colour | Length |
| Shielded Patch Cords, Cat.6 _A , LSZH™/FRNC | | | | |
| MCAAWB-G1002-A010-V0 | S/FTP (RJ45-RJ45) | 30 | Grey | 1 m |
| MCAAWB-G1002-A020-V0 | S/FTP (RJ45-RJ45) | 30 | Grey | 2 m |
| MCAAWB-G1002-A030-V0 | S/FTP (RJ45-RJ45) | 30 | Grey | 3 m |
| MCAAWB-G1002-A040-V0 | S/FTP (RJ45-RJ45) | 30 | Grey | 4 m |
| MCAAWB-G1002-A050-V0 | S/FTP (RJ45-RJ45) | 30 | Grey | 5 m |
| MCAAWB-G1002-A100-V0 | S/FTP (RJ45-RJ45) | 30 | Grey | 10 m |
| MCAAWB-G2002-A010-V0 | S/FTP (RJ45-RJ45) | 30 | Blue | 1 m |
| MCAAWB-G2002-A020-V0 | S/FTP (RJ45-RJ45) | 30 | Blue | 2 m |
| MCAAWB-G2002-A030-V0 | S/FTP (RJ45-RJ45) | 30 | Blue | 3 m |
| MCAAWB-G2002-A040-V0 | S/FTP (RJ45-RJ45) | 30 | Blue | 4 m |
| MCAAWB-G2002-A050-V0 | S/FTP (RJ45-RJ45) | 30 | Blue | 5 m |
| MCAAWB-G2002-A100-V0 | S/FTP (RJ45-RJ45) | 30 | Blue | 10 m |

For additional length, colours and constructions, please visit our online catalogue or contact Corning Customer Care at 00800 2676 4641 or cc.emea@corning.com.



Copper Cable Management, Tools, and Consumables



| Copper Cable Management | |
|------------------------------------------------------------------------|-------------------|
| Description | Catalogue Number |
| 1U Patch Cord Management Panel (no cage nuts required), 4 rings, black | FQ100080636 |
| 1U Patch Cord Management Panel, black | WAXWSW-00008-C007 |
| 1U Patch Cord Guides (left and right), black | WAXWSW-00008-C006 |
| 1.5U Patch Cord Guides (left and right), black | WAXWSW-00008-C010 |
| 1U Patch Cord Management Panel, silver | WAXWSW-00000-C007 |
| 1U Patch Cord Guides (left and right), silver | WAXWSW-00000-C006 |
| 1.5U Patch Cord Guides (left and right), silver | WAXWSW-00000-C010 |
| Self-Adhesive Labelling Windows, including paper strips (pack of 10) | LANS-LBL-WNDW |

| Copper Tools and Consumables | |
|--------------------------------------------------------|-------------------|
| Description | Catalogue Number |
| Copper Conducting Tape (needed for S10TENE/S500 jacks) | CAXCSN-00000-C011 |



Programmes and Services

Network of Preferred Installers

Get connected to comprehensive, high-quality solutions for real-life problems and gain competitive advantage for your business by using our Network of Preferred Installers (NPI). Through selected NPI members, Corning delivers the largest and most complex LAN and data centre projects. Our experienced installers make it easy to build and maintain your future-ready network.

www.corning.com/opcomm/emea/npi

ADN – Authorized Distributor Network

The Corning Authorized Distributor Network programme provides network members with solutions, trainings, tools, and support to ensure the necessary assistance and expertise in their day-to-day operations and to give our customers the confidence that they are placing their projects in the best hands.

www.corning.com/emea/en/distributors

See the Light® Training Programme

Service at your fingertips. Corning builds reliable and sustainable services for our partners and customers to meet individual needs in training and knowledge transfer on various levels. See the Light seminars offer you best-in-class training in different environments. Live and recorded webinars led by our technology experts, modular eLearning opportunities, and new classroom sessions meet your development plans from basic up to high-level topics.

www.corning.com/emea/training



Tools and Resources

On-Demand Installation Videos and Webinars

www.corning.com/opcomm/youtube

Online Product Catalogue

www.catalog.corning.com/opcomm

Online Library

www.corning.com/opcomm/resourcelibrary

Online Drawings Resource Centre

www.corning.com/emea/en/product-drawing

Online Certificates Centre

www.corning.com/emea/en/certificates

CPR Centre

www.corning.com/opcomm/cpr

How to Buy

www.corning.com/opcomm/emea/en/sales

Customer Care

cc.emea@corning.com

Order Tracker

<http://ordertracker.corning.com/>

Communications Preference Centre

www.corning.com/optical-communications/emea/en/home/support/preference-center.html

CORNING



Let's connect!



Corning Optical Communications
@CorningOpComm



Corning Optical Communications
#datacenter

Corning Optical Communications GmbH & Co. KG • Leipziger Strasse 121 • 10117 Berlin, GERMANY
+00 800 2676 4641 • FAX: +49 30 5303 2335 • www.corning.com/opcomm/emea

Corning Optical Communications reserves the right to improve, enhance, and modify the features and specifications of Corning Optical Communications products without prior notification. A complete listing of the trademarks of Corning Optical Communications is available at www.corning.com/opcomm/trademarks. All other trademarks are the properties of their respective owners. Corning Optical Communications is ISO 9001 certified. © 2012, 2024 Corning Optical Communications. All rights reserved. LAN-1459-BEN / October 2024