

Mining and Petrochemical, Indoor/Outdoor, Tray-Rated, Gel-Free Cables

CORNING

Features and Benefits

Loose tube construction

Stable and highly reliable transmission parameters

Waterblocking technology

Allows efficient and craft-friendly cable preparation

Extra tough double jackets

Ideal for harsh environments

Listed MSHA 30 CFR Pt 7-K

Mining Safety and Health Administration (MSHA) approved

Common installations


Outdoor aerial and duct; indoor general purpose horizontal according to CSA C22.2

Corning dielectric, tray-rated, mining and petrochemical fiber optic cables are designed for indoor and outdoor use in mining and petrochemical backbones (aerial and duct) and horizontal intrabuilding and tunnel backbones where low-smoke and zero-halogen (LSZH™) requirements exist.


These cables are available in 12 different jacket colors that enable easy visual identification and segregation of cables while still providing all the required environmental protection of an indoor/outdoor cable jacket.

The SZ-stranded, loose tube design isolates fibers from installation and environmental rigors and allows for easy mid-span access. The design also provides high-fiber density within a given cable diameter, allowing flexibility to suit many system designs.

The specially formulated black, UV-resistant, flame-retardant LSZH inner and outer jacket complies with IEEE-383 flame test. These extra-tough double jackets resist hazards found in mines and petrochemical complexes, making this cable ideal for any harsh environment requiring a more robust cable and suitable for direct-burial applications. All-dielectric construction provides tensile strength and eliminates grounding concerns.



Mining and Petrochemical Cables, 12 Fibers
| Photo PIM0751



Mining and Petrochemical Cables, 60 Fibers
| Photo PIM0755

CORNING

Mining and Petrochemical, Indoor/Outdoor, Tray-Rated, Gel-Free Cables



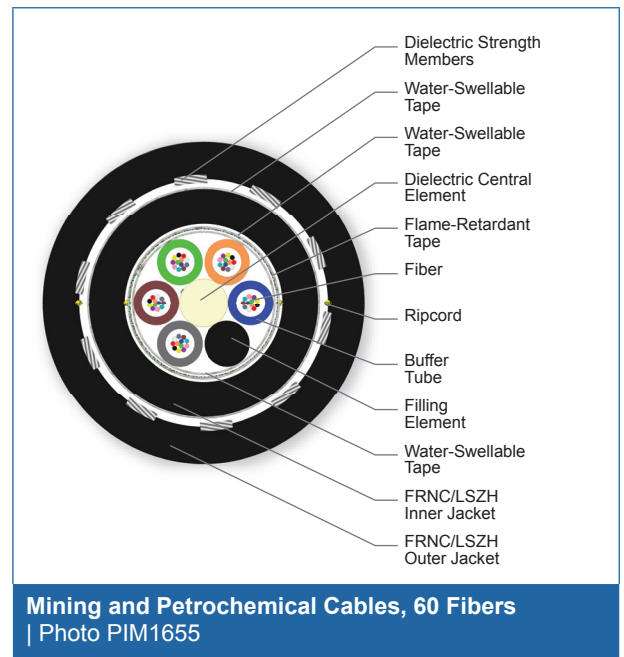
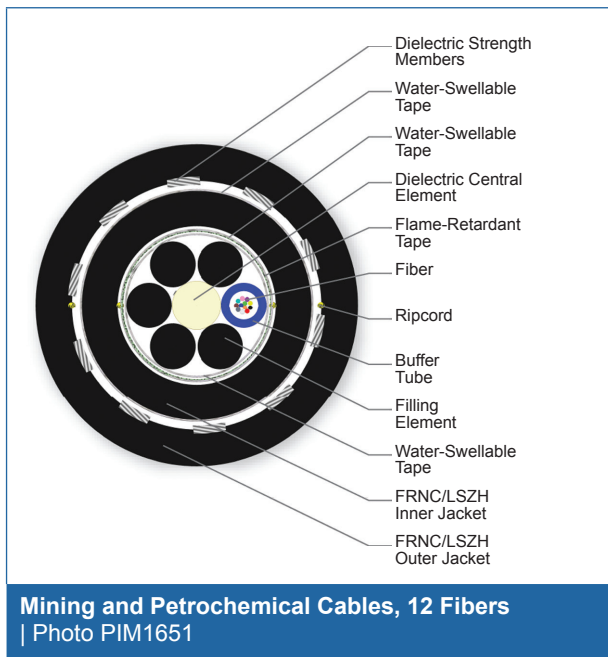
Standards

Listings

National Electrical Code® (NEC®) OFC-LS; Sunlight Resistant (SUN RES); IEEE-1202 flame test; Suitable for Direct Burial (DIR BUR); IEC 60332-3, IEC 60754-2, IEC 61034

Design and Test Criteria

ANSI/ICEA S-104-696, CSA OFN-LS FT-4-ST1, CSA C22.2 No. 230 and No. 232



Specifications

| Temperature Range | |
|-------------------|------------------------------------|
| Storage | -50 °C to 75 °C (-58 °F to 167 °F) |
| Installation | -30 °C to 60 °C (-22 °F to 140 °F) |
| Operation | -50 °C to 75 °C (-58 °F to 167 °F) |

* Operation note: -40°C (-40°F) minimum operation temperature for 50 µm multimode optical fiber types.

* Note: Corning recommends storing indoor/outdoor cable in a proper temperature environment prior to installation to allow the cable temperature to meet installation temperature range specifications for best installation results.

Mining and Petrochemical, Indoor/Outdoor, Tray-Rated, Gel-Free Cables

CORNING

Mechanical Characteristics Cable

| | |
|-----------------------------------|-------------------|
| Max. Tensile Strength, Short-Term | 4500 N (1000 lbf) |
| Max. Tensile Strength, Long-Term | 1500 N (333 lbf) |

| Fiber Count | Buffer Tube Diameter | Nominal Outer Diameter | Min. Bend Radius Installation | Max. Tensile Strength, Short-Term | Max. Tensile Strength, Long-Term | Weight | Min. Bend Radius Operation |
|-------------|----------------------|------------------------|-------------------------------|-----------------------------------|----------------------------------|----------------------------|----------------------------|
| 12 - 72 | 2.5 mm (0.1 in) | 17.6 mm (0.69 in) | 264 mm (10.4 in) | 4500 N (1000 lbf) | 1500 N (333 lbf) | 299 kg/km (201 lb/1000 ft) | 176 mm (6.9 in) |
| 96 | 2.5 mm (0.1 in) | 20.4 mm (0.8 in) | 306 mm (12 in) | 4500 N (1000 lbf) | 1500 N (333 lbf) | 400 kg/km (269 lb/1000 ft) | 204 mm (8 in) |
| 144 | 2.5 mm (0.1 in) | 24 mm (0.94 in) | 360 mm (14.2 in) | 4500 N (1000 lbf) | 1500 N (333 lbf) | 529 kg/km (356 lb/1000 ft) | 240 mm (9.4 in) |
| 192 - 216 | 2.5 mm (0.1 in) | 23.3 mm (0.92 in) | 350 mm (13.8 in) | 4500 N (1000 lbf) | 1500 N (333 lbf) | 472 kg/km (317 lb/1000 ft) | 233 mm (9.2 in) |
| 288 | 2.5 mm (0.1 in) | 26.3 mm (1.04 in) | 395 mm (15.5 in) | 4500 N (1000 lbf) | 1500 N (333 lbf) | 602 kg/km (405 lb/1000 ft) | 263 mm (10.4 in) |

Chemical Resistance

| Chemical | Exposure Time | Exposure Temperature |
|-----------------------------|---------------|----------------------|
| ASTM #2 Oil | 4 h | 158 °F |
| De-Icing Fluid | 24 h | 122 °F |
| Diesel Fuel, MIL-F 16884 | 24 h | 95 °F |
| Hydraulic Fuel, MIL-H 5606 | 24 h | 120 °F |
| Hydraulic Fuel, MIL-H 16762 | 24 h | 120 °F |
| Lubricating Oil, MIL-L23699 | 24 h | 120 °F |
| Vegetation Killer | 168 h | 122 °F |

Chemical Characteristics

| | |
|------|---|
| RoHS | Free of hazardous substances according to RoHS 2002/95/EG |
|------|---|

Mining and Petrochemical, Indoor/Outdoor, Tray-Rated, Gel-Free Cables



Transmission Performance

| Multimode | | | | | |
|--|----------|----------|----------|----------|-----------------------|
| Fiber Core Diameter (µm) | 62.5 | 50 | 50 | 50 | 50 |
| Fiber Category | OM1 | OM2 | OM3 | OM4 | OM4 Extended Distance |
| Fiber Code | K | T | T | T | T |
| Performance Option Code | 30 | 31 | 80 | 90 | 91 |
| Wavelengths (nm) | 850/1300 | 850/1300 | 850/1300 | 850/1300 | 850/1300 |
| Maximum Attenuation (dB/km) | 3.4/1.0 | 3.0/1.0 | 3.0/1.0 | 3.0/1.0 | 3.0/1.0 |
| Serial 1 Gigabit Ethernet (m) | 300/550 | 750/500 | 1000/600 | 1100/600 | 1100/600 |
| Serial 10 Gigabit Ethernet (m) | 33/- | 150/- | 300/- | 550/- | 600/- |
| Min. Overfilled Launch (OFL) Bandwidth (MHz*km) | 200/500 | 700/500 | 1500/500 | 3500/500 | 3500/500 |
| Minimum Effective Modal Bandwidth (EMB) (MHz*km) | 220/- | 950/- | 2000/- | 4700/- | 5350/- |

* 50 µm multimode fiber (OM4) T90 10 Gigabit Ethernet distance assumes 1.0 dB maximum total connector/splice loss.

* 50 µm multimode fiber (OM4) T91 10 Gigabit Ethernet Distance assumes 0.7 dB maximum total connector/splice loss.

* 50 µm multimode fiber (OM3/OM4) meets 0.75 ns optical skew when used in all Corning Plug & Play™/EDGE™ systems solutions.

- Notes:
- 1) Improved attenuation and bandwidth options available.
 - 2) Bend-insensitive single-mode fibers available on request.
 - 3) 50 µm multimode fiber macrobend loss ≤ 0.2 dB at 850 nm for two turns around 7.5 mm radius mandrel.
 - 4) Contact a Corning Customer Care Representative for additional information.

| Single-mode | | |
|------------------------------|-------------------|---------------------|
| Fiber Name | Single-mode (OS2) | SMF-28® Ultra fiber |
| Fiber Category | G.652.D | G.657.A1 |
| Fiber Code | E | Z |
| Performance Option Code | 01 | 01 |
| Wavelengths (nm) | 1310/1383/1550 | 1310/1383/1550 |
| Maximum Attenuation (dB/km) | 0.4/0.4/0.3 | 0.4/0.4/0.3 |
| Typical Attenuation* (dB/km) | - | 0.33/0.33/0.19 |

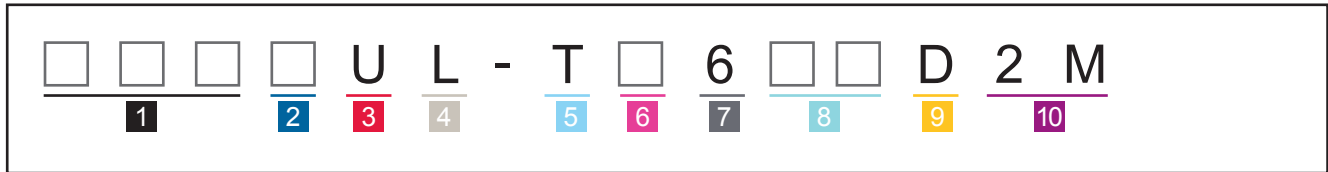
* For more information on typical attenuation please see the Corning whitepaper at http://csmedia.corning.com/opcomm//Resource_Documents/whitepapers_rl/LAN-1863-AEN.pdf



Mining and Petrochemical, Indoor/Outdoor, Tray-Rated, Gel-Free Cables



Ordering Information | Note: Contact Customer Care at 1-800-743-2675 for other options.



1 Select fiber count.
Standard offerings:
012 - 288
Increments of 12

2 Select fiber code.
K = 62.5 μm multimode (OM1)
T = 50 μm multimode,
(OM2/OM3/OM4/OM4+)
E = Single-mode (OS2)
SMF-28e+®
Z = Single-mode (OS2)
SMF-28® Ultra fiber

3 Defines cable type.
U = LSZH™ cable

4 Defines outer jacket.
L = LSZH Double-Jacket
Cable construction

5 Defines fiber placement.
T = 12 fibers/buffer tube
(standard)

6 Select length markings.
3 = Markings in meters
4 = Markings in ft
(standard)

7 Defines tensile strength.
6 = 4500 N/1000 lb (standard)

8 Select performance option code.
30 = 62.5 μm multimode (OM1)
31 = 50 μm multimode (OM2)
80 = 50 μm multimode (OM3)
01 = Single-mode (OS2)
(Max. attenuation 0.4/0.4/0.3 dB/km)

9 Defines cable type.
D = Gel-free cable

10 Defines special requirements.
2M = MSHA

Note: This cable is available in 12 different jacket colors: blue, orange, green, brown, slate, white, red, black, yellow, violet, rose and aqua. Black is the standard jacket color using the part number configurator above. Contact Customer Care at 1-800-743-2675 to order other color options.



Corning Optical Communications LLC • PO Box 489 • Hickory, NC 28603-0489 USA

800-743-2675 • FAX: 828-325-5060 • International: +1-828-901-5000 • www.corning.com/opcomm

A complete listing of the trademarks of Corning Optical Communications is available at www.corning.com/opcomm/trademarks. All other trademarks are the properties of their respective owners. Corning Optical Communications is ISO 9001 certified.

© 2016 Corning Optical Communications. All rights reserved.

